

1 : Create a new account or login your account

قم بإنشاء حساب جديد أو قم بتسجيل الدخول إلى حسابك

<https://accounts.google.com/ServiceLogin/signinchooser?passive=1209600&continue=https%3A%2F%2Faccounts.google.com%2F&followup=https%3A%2F%2Faccounts.google.com%2F&hl=en-GB&flowName=GlifWebSignIn&flowEntry=ServiceLogin>

**NOTE:** Create account need to support your email address and your phone

**ملاحظة:** إنشاء حساب بحاجة إلى دعم عنوان بريدك الإلكتروني وهاتفك

**VISION**  
TECHNOLOGY

Google  
Sign in  
to continue to Google Cloud Platform

Email or phone

Forgot email?

Not your computer? Use Guest mode to sign in privately.  
[Learn more](#)

Create account Next


**VISION**  
TECHNOLOGY

## 2 : How to get key

كيفية الحصول على المفتاح

### A: After login create a new project

بعد تسجيل الدخول إنشاء مشروع جديد



The screenshot shows the Google APIs console interface. At the top, the user is logged in as 'My First Project'. The main content area displays the 'VISION TECHNOLOGY' logo and a dashboard with three metrics: Traffic (1.0/s), Errors (100%), and Median latency (1.0). Below these metrics, there are three bars indicating 'No data is available for the selected time' for each metric. The left sidebar contains navigation options: Dashboard, Library, Credentials, OAuth consent screen, Domain verification, and Page usage agreements.

### B: New project

مشروع جديد

Select a project

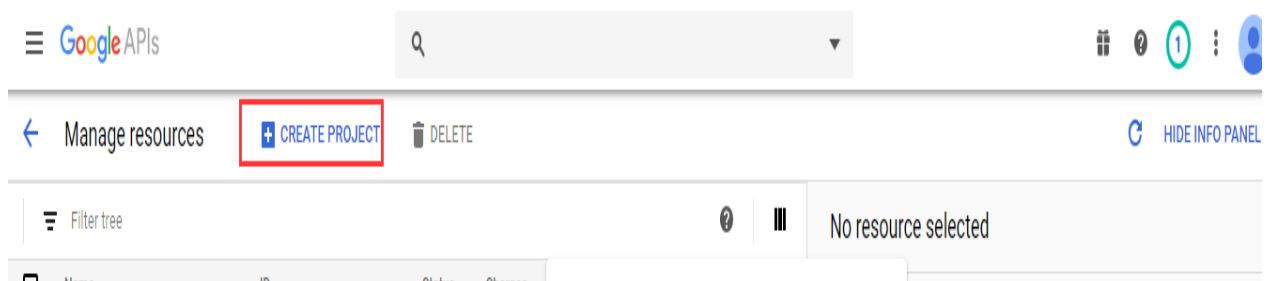
 NEW PROJECT

Search projects and folders

RECENT ALL

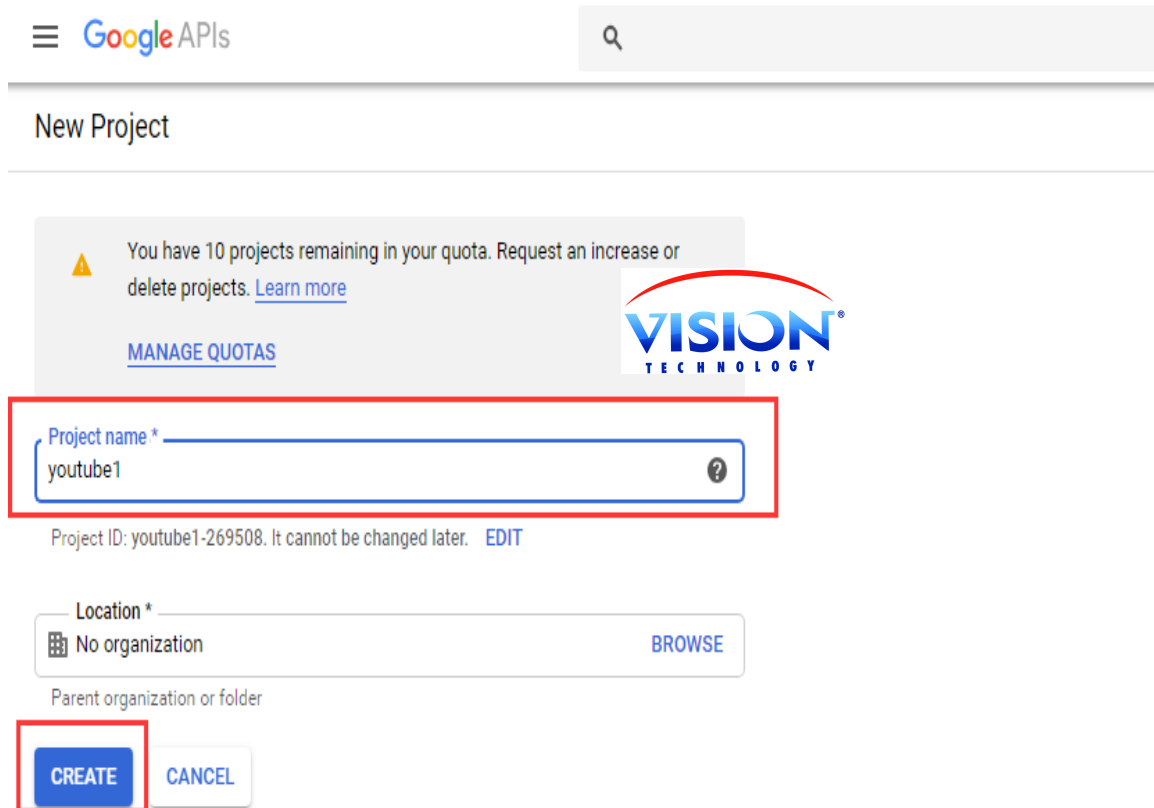


C:



D: project name: you can enter whatever char

اسم المشروع: يمكنك إدخال أي حرف



E: Select APIs : youtube data v3

حدد APIs youtube data v3:



Google APIs my-youtube

DASHBOARD ACTIVITY

**Project info**

Project name  
my-youtube

Project ID  
my-youtube-269508

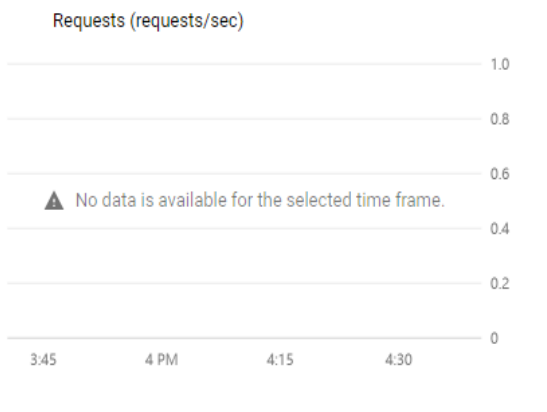
Project number  
230726601274

[ADD PEOPLE TO THIS PROJECT](#)

[Go to project settings](#)

**API APIs**

Requests (requests/sec)



No data is available for the selected time frame.

**Resources**

This project has no resources

[Go to APIs overview](#)




Google APIs youtube1

API Library


- Social (4)
- Storage (5)
- YouTube (4)
- Other (61)

**YouTube**




**YouTube Data API v3**  
Google

The YouTube Data API v3 is an API that provides access to YouTube data, such as videos, playlists,...




**YouTube Analytics API**  
Google

Retrieves your YouTube Analytics data.



**YouTube Reporting API**  
Google

Schedules reporting jobs containing your YouTube Analytics data and downloads the resulting



**YouTube Ads Reach API**  
Google

Retrieve YouTube ads reach per market, demographics, campaign budget and other criteria.


Social [VIEW ALL \(4\)](#)

## F: Enable youtube data api v3

تمكين بيانات youtube api v3

Google APIs youtube1

API Library




### YouTube Data API v3

Google

The YouTube Data API v3 is an API that provides access to YouTube data, such as videos, playlists,...

[ENABLE](#) [TRY THIS API](#)



## G:

Google APIs youtube1


YouTube Data API v3 Overview [DISABLE API](#)

Overview

Metrics

To use this API, you may need credentials. Click 'Create credentials' to get started.

[CREATE CREDENTIALS](#)



H:

Google APIs my-youtube

API APIs & Services Credentials

Dashboard  
Library  
Credentials  
OAuth consent screen  
Domain verification  
Page usage agreements

VISION TECHNOLOGY

### Add credentials to your project

- Find out what kind of credentials you need  
We'll help you set up the correct credentials  
If you wish you can skip this step and create an API key, client ID, or service account  
**Which API are you using?**  
Different APIs use different auth platforms and some credentials can be restricted to only call certain APIs.  
YouTube Data API v3  
**Where will you be calling the API from?**  
Credentials can be restricted using details of the context from which they're called. Some credentials are unsafe to use in certain contexts.  
Web browser (Javascript)  
**What data will you be accessing?**  
Different credentials are required to authorize access depending on the type of data that you request.  
 Public data  
Access publicly available data provided by the API  
 User data  
Access data belonging to a Google user, with their permission  
[What credentials do I need?](#)

I: Get the key, copy the key

احصل على المفتاح ، انسخ المفتاح

Google APIs youtube1

API APIs & Services Credentials

Dashboard  
Library  
Credentials  
OAuth consent screen  
Domain verification  
Page usage agreements

### Add credentials to your project

- Find out what kind of credentials you need  
Calling YouTube Data API v3 from a web browser
- Get your credentials  
Here is your API key  
AIzaSyBFGkBi4I68VmNt1Vwy4qAY4tnT768RPOQ  
  
 We recommend restricting this key before using it in production. Restrictions limit which web sites, IP addresses, or apps can call APIs with this key.  
[Restrict key](#)  
Done Cancel



### 3, How to download youtube key

كيفية تحميل مفتاح يوتيوب؟

#### 3.1

A: Save the key into a file name XXXX.cfg

احفظ المفتاح في اسم ملف XXXX.cfg

|  
39 char  
A:AlzaSyBNFJu34krqIx.BiM7h3.2V6.CqgQhJ1M1C

Data format:

A:+39 char

B: Update key by USB

مفتاح التحديث عن طريق USB

Goto STB USB menu, focus on the \*.cfg file, press [OK] to update youtube key file.

سجل الدخول إلى USB وأكد على cfg للترقية

C: you can check the new key in menu: youtube→ setting

يمكنك التحقق من المفتاح الجديد في القائمة : يوتيوب => الإعداد

#### 3.2

You can enter the key by manual in menu: youtube-> setting

يمكنك إدخال المفتاح يدويًا في القائمة : يوتيوب => الإعداد





فرجة متعة مع VISION

